



Salt River Pima-Maricopa Indian Community

10005 East Osborn Road • Scottsdale, Arizona 85256

Phone (480) 362-7700 • Fax (480) 362-5597

MONTHLY PROJECT PROGRESS UPDATE

Project: ECEC Classroom and Parking Expansion

Issued Date: November 13, 2023 | **November - 2023 UPDATE**

Distribution:

	Name	Department/ Company
X	Tami Brungard	ECEC – Edu Leader
X	Lekisha Morris	ECEC - EHS
X	Barbara White	ECEC - HS
X	Melody Herne	EDU - Superintendent
X	Michael Fowler	EDU - Support Svc Director
X	Tate Walker	Public Relations Dir.
X	Heaven Sepulveda	Edu. Board./ Policy Council
X	Pamela Prasher	ECEC – CCDF

	Name	Department/ Company
X	Kimberly Manuel	Policy Council - HSR
X	Jocy Goseyun	Policy Council - HSR
X	Robyn Masten	Policy Council - HSR
X	Lorna Phillips	Policy Council - EHSR
X	Ruben Reyes	Policy Council - EHSR
X	Martha Ludlow-Martinez	Policy Council - HBR
X	Carmen Briones	Policy Council
X	Mikah Carlos	Community Council

Work Completed:

Items

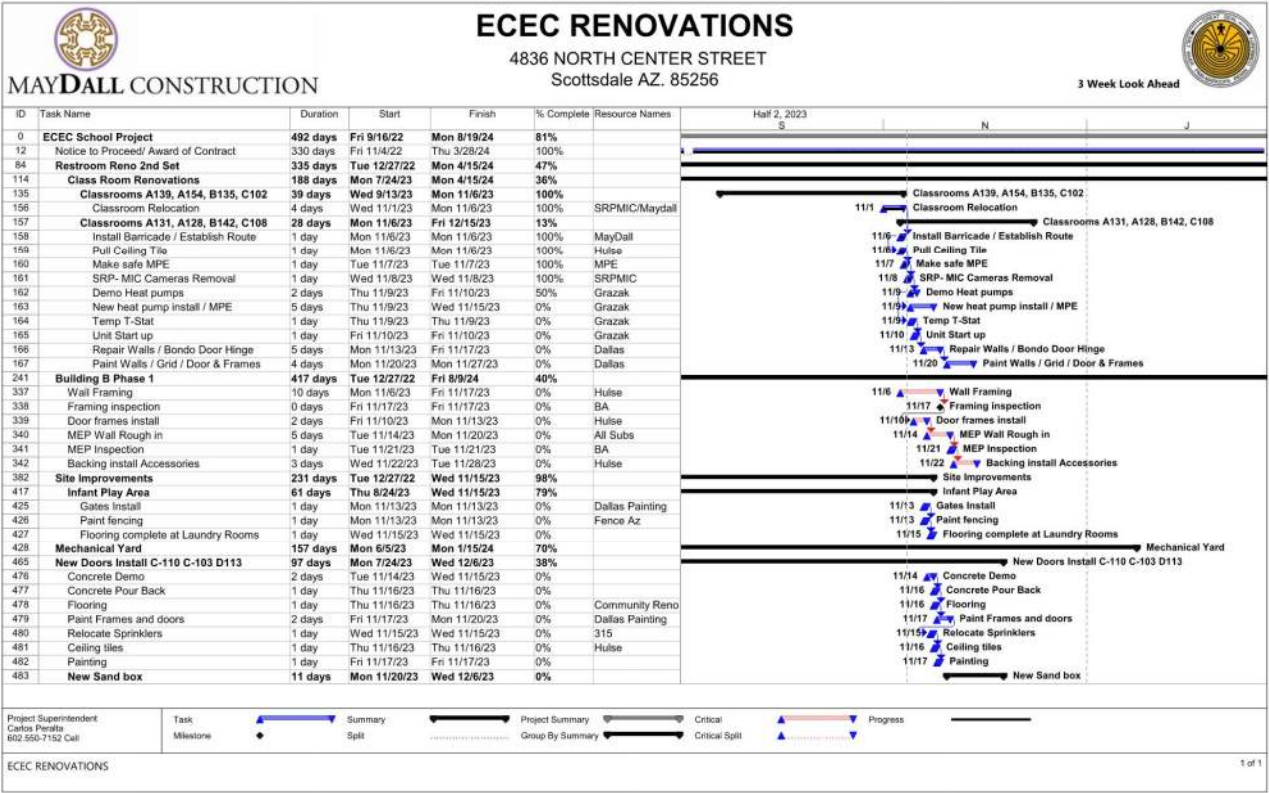
1. Group #2 Classroom renovation completed (A-154, A-139, B-135, C-102). Group #3 Classrooms started.
2. Building B Addition Mechanical mezzanine concrete poured.
3. Mechanical Yard Addition CMU exterior wall painting completed.
4. Building B Addition 1st Floor roof membrane, flashing and terminations installed.
5. Infant playground area fencing and rubber play surface installed.
6. SRES running track repaired.

Work anticipated in the next month:

1. Group #3 Classroom renovation (A-131, A-120, B-142, C-108) completed by end of the month.
2. On-going mechanical, plumbing and electrical rough-in work at 2nd Floor.
3. Building B Addition exterior wall painting in progress, existing building exterior painting on-going.
4. 2nd Floor aluminum widow frames and glazing install.
5. Interior metal stud furring, wall and door frame install.

SRP-MIC MONTHLY PROJECT PROGRESS UPDATE

Project Schedule | Three Week Look Ahead



SRP-MIC MONTHLY PROJECT PROGRESS UPDATE

Progress Photos:

See attached.



Description

Taken Date

11/10/2023 at 10:10 am

Uploaded By

Carlos Peralta

Upload Date

11/10/2023 at 10:18 am

File Name

[3FD50DFE-7ED3-4F9A-93BA-A92...](#)



Description

Door frames install in progress first floor.

Taken Date

11/09/2023 at 02:08 pm

Uploaded By


Carlos Peralta

Upload Date

11/09/2023 at 02:18 pm

File Name

[81526CA7-6DDE-4720-92FE-D3C...](#)



Description

framing continues on first floor.

Taken Date

11/09/2023 at 02:08 pm

Uploaded By


Carlos Peralta

Upload Date

11/09/2023 at 02:08 pm

File Name

[FA367C08-3EDA-444F-A77F-0FC3...](#)



Description

Platinum color ban on the South side bldg.b

Taken Date

11/09/2023 at 08:34 am

Uploaded By


Carlos Peralta

Upload Date

11/09/2023 at 08:34 am

File Name

[CE2EF9F6-36D5-4035-944D-0777...](#)



Description

South side view bldg. B

Taken Date

11/09/2023 at 08:34 am

Uploaded By

Carlos Peralta

Upload Date

11/09/2023 at 08:34 am

File Name

[B28E87E3-2262-4024-B94F-B571...](#)



Description

2" Water lines valves install in progress.

Taken Date

11/06/2023 at 10:29 am

Uploaded By

Carlos Peralta

Upload Date

11/06/2023 at 10:31 am

File Name

[B9A6169F-17DB-4762-B5AC-D5D...](#)



Description

North side of bldg. B painting complete.

Taken Date

11/06/2023 at 10:31 am

Uploaded By

Carlos Peralta

Upload Date

11/06/2023 at 10:31 am

File Name

[EA049D06-B628-4574-B66D-761...](#)



Description

Mezzanine ladder install Complete.

Taken Date

11/03/2023 at 01:28 pm

Uploaded By


Carlos Peralta

Upload Date

11/03/2023 at 01:28 pm

File Name

[15A85393-6FEA-43F1-9FC9-51D8...](#)



Description

East stairwell landing concrete pour complete.

Taken Date

10/24/2023 at 02:27 pm

Uploaded By


Carlos Peralta

Upload Date

10/24/2023 at 02:28 pm

File Name

[B950FBF2-18E7-4F49-AC01-6DAC...](#)



Description

concrete pour mezzanine.

Taken Date

10/24/2023 at 05:08 am

Uploaded By

Carlos Peralta

Upload Date

10/24/2023 at 05:08 am

File Name

[E7DA04D7-1FAF-42B3-99DD-FD8...](#)



Description

Block sealer on the north side in progress.

Taken Date

10/24/2023 at 02:24 pm

Uploaded By


Carlos Peralta

Upload Date

10/24/2023 at 02:27 pm

File Name

[69370F4A-D8E6-4075-A3F2-357C...](#)



Description

morning concrete pour lighting.

Taken Date

10/24/2023 at 04:58 am

Uploaded By


Carlos Peralta

Upload Date

10/24/2023 at 04:58 am

File Name

[F153F946-194E-42FC-ADC8-F461...](#)



Description

first concrete truck 10 yards.

Taken Date

10/24/2023 at 04:58 am

Uploaded By


Carlos Peralta

Upload Date

10/24/2023 at 04:58 am

File Name

306F29F2-CC98-4457-97A0-10C7...



Description

Progressive roofing clean up and clean turn over bldg.

Taken Date

10/23/2023 at 01:30 pm

Uploaded By

Carlos Peralta

Upload Date

10/23/2023 at 01:31 pm

File Name

5B205F72-8F50-4198-97B6-0F58...



Description

roof complete bldg.

Taken Date

10/23/2023 at 01:30 pm

Uploaded By


Carlos Peralta

Upload Date

10/23/2023 at 01:31 pm

File Name

BEFE28D3-B69A-4048-BD88-291...



Description

Perimeter seal in progress.

Taken Date

10/23/2023 at 11:03 am

Uploaded By


Carlos Peralta

Upload Date

10/23/2023 at 11:03 am

File Name

4BEDE8B1-41D3-49BF-8CCB-B52...



Description

Taken Date

10/21/2023 at 02:15 pm

Uploaded By

Carlos Peralta

Upload Date

10/21/2023 at 02:33 pm

File Name

[2A75D788-AFA7-43F2-A764-96D...](#)



Description

Taken Date

10/21/2023 at 02:15 pm

Uploaded By


Carlos Peralta

Upload Date

10/21/2023 at 02:21 pm

File Name

[2D0BA13D-7FB1-409A-B7E9-E26...](#)



Description

Taken Date

10/21/2023 at 02:15 pm

Uploaded By


Carlos Peralta

Upload Date

10/21/2023 at 02:33 pm

File Name

[BCBC82A8-095F-4D11-B17C-E51...](#)



Description

Taken Date

10/21/2023 at 02:14 pm

Uploaded By


Carlos Peralta

Upload Date

10/21/2023 at 02:30 pm

File Name

[BBC219B1-DE5A-4026-BD8F-3C1...](#)



Description

Taken Date

10/21/2023 at 12:08 pm

Uploaded By


Carlos Peralta

Upload Date

10/21/2023 at 12:08 pm

File Name

[07EE90B9-D5DE-4259-B55C-CB6...](#)



Description

Taken Date

10/21/2023 at 09:28 am

Uploaded By


Carlos Peralta

Upload Date

10/21/2023 at 09:28 am

File Name

[8A39436F-7C84-4845-9406-3CA7...](#)



Description

Taken Date

10/21/2023 at 11:22 am

Uploaded By


Carlos Peralta

Upload Date

10/21/2023 at 12:08 pm

File Name

[2225352E-816E-4122-96E4-5EC5...](#)



Description

First layer of 2" foam install in progress.

Taken Date

10/21/2023 at 06:54 am

Uploaded By

Carlos Peralta

Upload Date

10/21/2023 at 06:55 am

File Name

[A7F3973F-3DDF-46E9-BEB5-25E5...](#)



Description

Taken Date

10/20/2023 at 02:54 pm

Uploaded By


Carlos Peralta

Upload Date

10/21/2023 at 06:53 am

File Name

[010F6ADB-8B82-4C8B-9B35-13D...](#)



Description

Rubber sub base in progress infant area

Taken Date

10/20/2023 at 11:10 am

Uploaded By

Cameron Vildosola

Upload Date

10/20/2023 at 11:10 am

File Name

[DCAED440-3F14-4D89-BEE4-93A...](#)



Description

Race track DG install in progress.

Taken Date

10/20/2023 at 11:48 am

Uploaded By


Carlos Peralta

Upload Date

10/20/2023 at 11:49 am

File Name

[72B06A54-1070-47D9-8C0A-6C9...](#)



Description

Window frames install in progress on north side.

Taken Date

10/20/2023 at 10:11 am

Uploaded By


Carlos Peralta

Upload Date

10/20/2023 at 10:18 am

File Name

[AD59C864-E8BD-45A0-A0D0-BFF...](#)



Description

North side window frames install gilbert glass.

Taken Date

10/20/2023 at 10:11 am

Uploaded By


Carlos Peralta

Upload Date

10/20/2023 at 10:14 am

File Name

9464664F-BED7-4A15-A4FF-B4C7...



Description

Safety barrier at elevators shaft

Taken Date

10/18/2023 at 12:57 pm

Uploaded By

Carlos Peralta

Upload Date

10/18/2023 at 01:54 pm

File Name

2A0CE25B-ABC1-4F1D-B4DB-130...



Description

Compaction complete at infant area

Taken Date

10/18/2023 at 08:22 am

Uploaded By


Carlos Peralta

Upload Date

10/18/2023 at 09:08 am

File Name

001E61A9-60C7-4EE9-A5FD-82B...



Description

Ready for Rubber Membrane

Taken Date

10/18/2023 at 08:22 am

Uploaded By

Carlos Peralta

Upload Date

10/18/2023 at 09:08 am

File Name

3BC246FA-680E-4E1F-8FE9-4778...



Description

Ceiling grid painted and flush a154

Taken Date

10/18/2023 at 06:44 am

Uploaded By

Cameron Vildosola

Upload Date

10/18/2023 at 06:44 am

File Name

6A6822C3-BE66-44BC-BD0B-32D...



Description

Floor freshly waxed a154

Taken Date

10/18/2023 at 06:43 am

Uploaded By


Cameron Vildosola

Upload Date

10/18/2023 at 06:43 am

File Name

B305ACDB-2B8E-411F-A137-7FD...



Description

Primer going on north side of new building B

Taken Date

10/16/2023 at 09:55 am

Uploaded By

Cameron Vildosola

Upload Date

10/16/2023 at 11:40 am

File Name

4D6F1381-F34A-4025-81D3-701...



Description

Taken Date

10/16/2023 at 07:27 am

Uploaded By

Carlos Peralta

Upload Date

10/16/2023 at 07:28 am

File Name

7618FF35-AEF0-4D4F-BDB9-9706...



Description

AB compacted in infant area

Taken Date

10/14/2023 at 10:27 am

Uploaded By


Cameron Vildosola

Upload Date

10/16/2023 at 11:40 am

File Name

[E5376E15-AB6F-45ED-8BC9-F32...](#)



Description

Taken Date

10/13/2023 at 10:56 am

Uploaded By


Carlos Peralta

Upload Date

10/16/2023 at 07:27 am

File Name

[7F80E5A4-A5A4-4D96-94F0-7DD...](#)



Description

Tami made changes regarding rubber placement and chose area to be filled with concrete instead

Taken Date

10/14/2023 at 10:26 am

Uploaded By


Cameron Vildosola

Upload Date

10/16/2023 at 11:40 am

File Name

[50658546-1C5F-4C9A-843E-C79E...](#)



Description

Taken Date

10/13/2023 at 10:56 am

Uploaded By

Carlos Peralta

Upload Date

10/16/2023 at 07:27 am

File Name

[3943D490-8FEF-46EF-86E3-CBD...](#)



Description

Roof line decking complete ready for Tuesdays inspection.

Taken Date

10/12/2023 at 03:36 pm

Uploaded By


Carlos Peralta

Upload Date

10/12/2023 at 03:36 pm

File Name

F3BA9FD2-857C-4FB2-8F62-6D9...



Description

Mechanical yard painting complete.

Taken Date

10/12/2023 at 03:32 pm

Uploaded By

Carlos Peralta

Upload Date

10/12/2023 at 03:32 pm

File Name

7DA6D4C5-BA3B-4011-AB54-07B...



Description

Spraying Block sealer in progress.

Taken Date

10/12/2023 at 02:07 pm

Uploaded By


Carlos Peralta

Upload Date

10/12/2023 at 02:07 pm

File Name

1B671D29-B7A8-406E-B1BE-884...



Description

Painters on sit for block sealer.

Taken Date

10/12/2023 at 11:43 am

Uploaded By


Carlos Peralta

Upload Date

10/12/2023 at 01:04 pm

File Name

57BF76BD-F05D-43F2-88AB-399...



Description

South side decking view.

Taken Date

10/11/2023 at 11:37 am

Uploaded By

Carlos Peralta

Upload Date

10/11/2023 at 11:50 am

File Name

65B19314-1CD3-42C0-9FB2-DF7...



Description

Entry to second floor at west side stairwell.

Taken Date

10/10/2023 at 04:00 pm

Uploaded By

Carlos Peralta

Upload Date

10/10/2023 at 04:00 pm

File Name

26627469-5200-4BA6-BD8B-C03...



Description

West side decking install in progress.

Taken Date

10/11/2023 at 07:43 am

Uploaded By


Carlos Peralta

Upload Date

10/11/2023 at 07:45 am

File Name

CB1CE610-44B9-4885-A517-BCD...



Description

Condensate lines at heat pumps complete.

Taken Date

10/10/2023 at 02:56 pm

Uploaded By


Carlos Peralta

Upload Date

10/10/2023 at 04:00 pm

File Name

89777A61-9FD8-4BFB-B68A-9571...



Description

East side decking install complete.

Taken Date

10/10/2023 at 02:55 pm

Uploaded By

Carlos Peralta

Upload Date

10/10/2023 at 04:00 pm

File Name

8DFBAF37-EE3E-4FDF-946C-6F47...



Description

Masking to paint red color ban.

Taken Date

10/09/2023 at 11:35 am

Uploaded By

Carlos Peralta

Upload Date

10/09/2023 at 11:35 am

File Name

8688E1B5-955C-4247-8772-C807...



Description

Primer on new mech. yard final color next.

Taken Date

10/09/2023 at 11:35 am

Uploaded By


Carlos Peralta

Upload Date

10/09/2023 at 11:35 am

File Name

54A23D04-285E-4A92-AD14-56A...



Description

Taken Date

10/06/2023 at 11:17 am

Uploaded By


Carlos Peralta

Upload Date

10/06/2023 at 11:22 am

File Name

233FC6DA-88B5-4B35-92D8-39C...



Description

Mechanical yard water proofing in progress.

Taken Date

10/06/2023 at 09:10 am

Uploaded By


Carlos Peralta

Upload Date

10/06/2023 at 09:11 am

File Name

5EEBB477-17FD-4E4C-AEDA-19F...



Description

West side steel placement in progress welding inspection today.

Taken Date

10/06/2023 at 08:57 am

Uploaded By


Carlos Peralta

Upload Date

10/06/2023 at 09:11 am

File Name

843B5BE5-1370-490F-A193-8D24...



Description

all steel complete at east stairwell.

Taken Date

10/06/2023 at 08:57 am

Uploaded By


Carlos Peralta

Upload Date

10/06/2023 at 09:10 am

File Name

F21B1711-60DE-4D31-9CC9-444...



Description

4" Water line expose at running track.

Taken Date

10/06/2023 at 08:53 am

Uploaded By


Carlos Peralta

Upload Date

10/06/2023 at 08:54 am

File Name

0E40DF11-1DB5-4B5D-9D4E-AA1...



Description

Re routing of landscaping at new sand box.

Taken Date

10/05/2023 at 11:42 am

Uploaded By

Carlos Peralta

Upload Date

10/05/2023 at 11:51 am

File Name

565496CE-23D5-4056-906A-3A7...



Description

Re routing of landscaping at new sand box.

Taken Date

10/05/2023 at 11:42 am

Uploaded By


Carlos Peralta

Upload Date

10/05/2023 at 11:51 am

File Name

C80D1816-A9A8-4A50-9CA3-0DC...



Description

Heat pumps main water lines running to second floor thru HVAC shaft.

Taken Date

10/03/2023 at 12:27 pm

Uploaded By


Carlos Peralta

Upload Date

10/03/2023 at 02:19 pm

File Name

7BB9728E-4FEB-489C-AFB0-D91...



Description

Sprinkler main install in progress.

Taken Date

10/03/2023 at 12:26 pm

Uploaded By


Carlos Peralta

Upload Date

10/03/2023 at 02:19 pm

File Name

20605811-58C0-4DCC-99EB-524...



Description

Duct install in progress at Classroom B-162

Taken Date

10/03/2023 at 12:26 pm

Uploaded By

Carlos Peralta

Upload Date

10/03/2023 at 02:19 pm

File Name

[B5E4E442-7A46-4DF7-8E99-32E2...](#)



Description

Treated wood at Gutter detain at new roof line.

Taken Date

10/02/2023 at 08:49 am

Uploaded By

Carlos Peralta

Upload Date

10/02/2023 at 08:49 am

File Name

[54B91026-DD82-46DD-9B54-2F5...](#)



Description

Sprinkler lines install in progress.

Taken Date

10/02/2023 at 12:30 pm

Uploaded By


Carlos Peralta

Upload Date

10/02/2023 at 12:36 pm

File Name

[726FFC78-6E2F-44CE-9939-6EB2...](#)



Description

Store front steel at east side stairwell.

Taken Date

10/02/2023 at 08:48 am

Uploaded By

Carlos Peralta

Upload Date

10/02/2023 at 08:48 am

File Name

[518182E2-D5E0-4D2A-8CE8-2F4...](#)

SRP-MIC MONTHLY PROJECT PROGRESS UPDATE

Attachments:

Item/s
1.